


“ONE MAN’S TRASH”

Classroom Guide

Lake County Solid Waste Management District
7820 Broadway • Merrillville, IN 46410
769-3820 • lcswmd@lcswmd.com • www.lcswmd.com

Winter 2009



Happy New Year! As we kick off what we hope will be a great year, we’re pleased to be able to join your

class through our newsletter, which is designed to provide useful information about local waste reduction and recycling programs.

In this Classroom Guide, we give you ideas so that you can incorporate the newsletter into your classroom instruction, helping meet your educational goals and teach your standards and helping us share this important information about our community.

Our winter newsletter focuses on ways that we can save money and resources through waste reduction, reuse, and recycling.

If you have suggestions or comments for improving the newsletter or this Classroom Guide, please call or write us.

Want Not

Generosity plays an important role in our society by providing assistance to those in need, ensuring health and safety for people, animals, and the planet, and supporting



beautiful ideas and things. People give because it feels good, because they want to help a specific person, group, or cause, or because they want to “give back” as good citizens. Charitable giving takes the form of monetary gifts, gifts-in-kind (donations of goods or services), and volunteer service. Sometimes these are referred to as treasure, talent, and time.

During economic downturns, generosity is more important than ever because there are more people with urgent needs and fewer people able to give. However, while your students and their families may not be able to donate as much money this year, they may be able to give more time or donate goods and services instead.



This is a great time to talk to your students about the impact of charitable giving on our communities, the costs and benefits to individuals and families, and the types of organizations that are the recipients of these gifts.

Resources

Charitable Giving: http://sde.state.ok.us/curriculum/PFLP/Student/Standard_14/Module_14.1.pdf

Learning To Give: <http://learningtogive.org/>

Save Share Spend: www.sharesavespend.com/

Service-Learning Clearinghouse:

www.servicelearning.org/

Service-Learning – Education Beyond the

Classroom: www.epa.gov/epawaste/education/pdfs/svclearn.pdf

“Three Cups”: www.3cupsbook.com/

Discussion

In light of the desire to save money and reduce waste, discuss the sayings below. What do they mean? What sort of actions do they promote? What does it mean to be 'frugal' or 'thrifty'? How do these terms relate to 'conservation,' 'economy,' 'wastefulness,' and similar concepts?

- Use it up, wear it out, make it do, or do without.
- Every dollar I spend is a statement about the kind of world I want and the quality of life I value.
- If we don't need it, it isn't a bargain.
- The best things in life aren't things.
- Waste makes want.
- It is better to give than receive.
- Prosperity's right hand is industry, and left hand is frugality.
- It is not the greatness of a man's means that makes him independent, so much as the smallness of his wants. (William Cobbett)

Extension Activity 1

Reread "10 Tips for a Better New Year." Then research local non-profit organizations that accept donations of clothing, household goods, appliances, electronics, food, etc. Gather all the key information on each organization, including the following: organization name, address, phone number, website, contact person, sponsoring group, beneficiaries, items accepted, and hours of operation. Create an eye-catching guide to these local organizations. Post this guide on your classroom website, on your school's community bulletin board, or in your PTA/PTO newsletter.



Extension Activity 2

The song "World" by Five for Fighting asks the question, "What kind of world do you want?" and then encourages listeners to "Be careful what you wish for; history starts now."


(You can view Five for Fighting's

music video and hear the song at www.youtube.com/user/fiveforfighting or www.fiveforfighting.com.) If you could create a new or different world, what would it be like? What kind of history would you start now? Write a poem or story, draw a poster, or create a multimedia sculpture that shows the kind of world that you want.


Reader Redux

Incorporate this newsletter into your classroom as you might use a newspaper. Whether you're teaching art or language arts or sociology or even math, you can use articles in our newsletter to teach the skills and proficiencies that you're focusing on each day. Here are some "reuse" activities to help you get started:

- A family of three generates 1,928.6 pounds of waste paper per year. They recycle 1,080 pounds of this paper. However, they could recycle 81% of the paper? How many additional pounds could they recycle each year?
- By 2015, global demand for paper may be as high as 550 million tons. That same year, global population may climb to almost 7.3 billion. On average, how many pounds of paper will be consumed by each person around the globe that year?
- Using facts in "What Is the Forest Stewardship Council?" or "Paper, Paper Everywhere," write your own word problem. Ask a classmate to try to solve it.



- Go to www.secret-life.org/paper/. Watch the video and review the FAQ, Learn More, and Take Action sections. Write down three interesting facts about paper production, use, recycling, or disposal. As a class, post your facts on a bulletin board or a class website, or publish them in your school newsletter.



- Go to www.greenmybrain.com. Spend 15 minutes playing the online game. What is your green score at the end of the 15-minute session? Challenge your friends or classmates to some friendly competition and see who can reach the highest green score.

